

UNITED STATES  
SECURITIES AND EXCHANGE COMMISSION  
WASHINGTON, D.C. 20549

FORM 8-K

CURRENT REPORT  
PURSUANT TO SECTION 13 OR 15(d) OF THE  
SECURITIES EXCHANGE ACT OF 1934

Date of Report (Date of earliest event reported): **August 9, 2019**

**Chicken Soup for the Soul Entertainment, Inc.**

(Exact Name of Registrant as Specified in Charter)

**Delaware**

(State or Other Jurisdiction  
of Incorporation)

**001-38125**

(Commission  
File Number)

**81- 2560811**

(IRS Employer  
Identification No.)

**132 E. Putnam Avenue, Floor 2W, Cos Cob, CT**

(Address of Principal Executive Offices)

**06807**

(Zip Code)

Registrant's telephone number, including area code: **(203) 861-4000**

**N/A**

(Former Name or Former Address, if Changed Since Last Report)

Check the appropriate box below if the Form 8-K filing is intended to simultaneously satisfy the filing obligation of Holdco under any of the following provisions (see General Instruction A.2. below):

- Written communications pursuant to Rule 425 under the Securities Act (17 CFR 230.425)
- Soliciting material pursuant to Rule 14a-12 under the Exchange Act (17 CFR 240.14a-12)
- Pre-commencement communications pursuant to Rule 14d-2(b) under the Exchange Act (17 CFR 240.14d-2(b))
- Pre-commencement communications pursuant to Rule 13e-4(c) under the Exchange Act (17 CFR 240.13e-4(c))

Indicate by check mark whether the registrant is an emerging growth company as defined in Rule 405 of the Securities Act of 1933 (§230.405 of this chapter) or Rule 12b-2 of the Securities Exchange Act of 1934 (§240.12b-2 of this chapter).

Emerging growth company

If an emerging growth company, indicate by check mark if the registrant has elected not to use the extended transition period for complying with any new or revised financial accounting standards provided pursuant to Section 13(a) of the Exchange Act.

Securities registered pursuant to Section 12(b) of the Act:

Title of each class	Ticker symbol(s)	Name of each exchange on which registered
Class A Common Stock, \$0.0001 par value per share	CSSE	The Nasdaq Stock Market LLC
9.75% Series A Cumulative Redeemable Perpetual Preferred Stock, \$0.0001 par value per share	CSSEP	The Nasdaq Stock Market LLC

**Item 7.01 Regulation FD Disclosure.**

Attached as Exhibit 99.1 to this Current Report on Form 8-K is an investor presentation that Chicken Soup for the Soul Entertainment, Inc. (the "Company") plans to use for public relations and other purposes.

The information furnished under this Item 7.01, including the exhibits related thereto, shall not be deemed "filed" for purposes of Section 18 of the Securities Exchange Act of 1934, as amended, nor shall it be deemed incorporated by reference in any document of the Company, except as shall be expressly set forth by specific reference in such document.

**Item 9.01. Financial Statements and Exhibits.**

(d) Exhibits:

<u>Exhibit No.</u>	<u>Description</u>
99.1	Investor Presentation.

---

**SIGNATURE**

Pursuant to the requirements of the Securities Exchange Act of 1934, the registrant has duly caused this report to be signed on its behalf by the undersigned hereunto duly authorized.

Dated: August 9, 2019

CHICKEN SOUP FOR THE SOUL  
ENTERTAINMENT, INC.

By: /s/ William J. Rouhana, Jr.  
Name: William J. Rouhana, Jr.  
Title: Chief Executive Officer

---



The image shows a tablet screen with the 'Chicken Soup for the Soul Entertainment' logo in white text. The background of the tablet is a grid of various content thumbnails, including movie covers and promotional images. The text 'Chicken Soup' is in a large, elegant serif font, with 'for the Soul' in a smaller, simpler font below it. 'Entertainment' is in a large, bold, sans-serif font. At the bottom of the screen, the text 'INVESTOR PRESENTATION | AUGUST 2019' is visible in a white, sans-serif font.

# Chicken Soup for the Soul<sup>®</sup> Entertainment

INVESTOR PRESENTATION | AUGUST 2019

## FORWARD-LOOKING STATEMENTS

---

This presentation (the "Presentation") relates to Chicken Soup for the Soul Entertainment, Inc. ("CSS Entertainment" or the "Company"), which completed its initial public offering in August 2017 pursuant to a qualified offering statement ("Offering Statement") filed under Regulation A as promulgated under the Securities Act of 1933, as amended (the "Act"). The Company completed its acquisition of Screen Media Ventures, LLC in November 2017 as further described in the Company's current report on Form 8-K, initially filed on November 6, 2017 and amended on January 16, 2018 and January 17, 2018 (the "Screen Media 8-K"). The Company completed its acquisition of Pivotshare, Inc. in August 2018 as further described in the Company's current report on Form 8-K, filed on August 28, 2018 (the "Pivotshare 8-K"). The Company completed its acquisition of A Sharp Inc., dba A Plus, on December 28, 2018 as further described in the Company's current report on Form 8-K, filed on January 2, 2019 (the "A Plus 8-K"). On May 14, 2019, the Company commenced a joint venture, Crackle Plus LLC ("JV Entity" or "Crackle Plus"), with CPE Holdings, Inc., ("CPEH") an affiliate of Sony Pictures Television Inc. ("Sony"), and Crackle, Inc., a wholly owned subsidiary of CPEH ("Crackle"). The joint venture and related transactions are discussed in the Company's current reports on form 8-K filed with the Securities and Exchange Commission ("SEC") on April 2, 2019, May 15, 2019, and July 2019. This presentation contains various information and projections regarding the joint venture thereunder. There are risks involved in the joint venture and the Company's business generally, including those discussed in the Company's Annual Report on Form 10-K for the year ended December 31, 2018, and the Company's other filings that have been made and will be made with the SEC. Financial information for the year ended December 31, 2018 is derived from our Annual Report on Form 10-K as filed with the SEC on April 2, 2019. Financial information for the three months ended March 31, 2019 is derived from our Quarterly Report on Form 10-Q as filed with the SEC on May 15, 2019. Historical financial information of Crackle Inc. and pro forma financial information for the Crackle Plus joint venture can be found in our Current Report on Form 8-K/A filed with the SEC on July 30, 2019. Please see these reports and our other filings at [www.sec.gov](http://www.sec.gov).

The purpose of this Presentation is to assist persons in their review of the business and plans of the Company. In addition to the information presented herein, you are advised to read the Company's SEC filings, which contain additional information, including information regarding the risks faced by the Company in its operations and the risks involved in an investment in the Company. The entire contents of this Presentation is qualified by SEC filings.

This Presentation includes "forward-looking statements" and projections. CSS Entertainment's actual results may differ from its expectations, estimates and projections and consequently, you should not rely on these forward looking statements or projections as predictions of future events. Words such as "expect," "estimate," "project," "budget," "forecast," "anticipate," "intend," "plan," "may," "will," "could," "should," "believes," "predicts," "potential," "continue," and similar expressions are intended to identify such forward-looking statements.

These forward-looking statements and projections include, without limitation, estimates and projections of future performance, which are based on numerous assumptions about sales, margins, competitive factors, industry performance and other factors which cannot be predicted. Therefore, the actual results of operations are likely to vary from the projections and the variations may be material and adverse. The projections should not be regarded as a representation or prediction that CSS Entertainment will achieve or is likely to achieve any particular results.

CSS Entertainment cautions readers not to place undue reliance upon any forward-looking statements and projections, which speak only as of the date made. CSS Entertainment does not undertake or accept any obligation or undertaking to release publicly any updates or revisions to any forward-looking statements to reflect any change in its expectations or any change in events, conditions or circumstances on which any such statement is based.

The Company uses a non-GAAP financial measure to evaluate its results of operations and as a supplemental indicator of our operating performance. The non-GAAP financial measure that the Company uses is Adjusted EBITDA. Adjusted EBITDA is considered a non-GAAP financial measure as defined by Regulation G promulgated by the Act, as amended. Due to the significance of non-cash and non-recurring expenses recognized in the years ended December 31, 2018 and 2017, and the likelihood of material non-cash and non-recurring expenses to occur in future periods, the Company believes that this non-GAAP financial measure will enhance the understanding of its historical and current financial results. Further, the Company believes that Adjusted EBITDA enables its board of directors and management to analyze and evaluate financial and strategic planning decisions that will directly effect operating decisions and investments. The presentation of Adjusted EBITDA should not be construed as an inference that the Company's future results will be unaffected by unusual or non-recurring items or by non-cash items. This non-GAAP financial measure should be considered in addition to, rather than as a substitute for, the Company's actual operating results included in its consolidated financial statements.

All registered or unregistered service marks, trademarks and trade names referred to in this Presentation are the property of their respective owners, and CSS Entertainment's use herein does not imply an affiliation with, or endorsement by, the owners of these service marks, trademarks or trade names.

The securities of CSS Entertainment are highly speculative. Investing in shares of CSS Entertainment involves significant risks.

---

## RISK FACTORS

---

The following factors, among others, could cause actual results to differ materially from those set forth in this presentation:

- CSSE does not have a long operating history on which to evaluate the company.
- All of CSSE's tangible and intangible property is pledged to secure existing indebtedness.
- Certain conflicts of interest may arise between CSSE and its affiliated companies and CSSE has waived certain rights with respect thereto.
- CSSE's reliance on third parties for production and distribution could limit its control over the quality of the finished video content.
- An integral part of CSSE's strategy is to initially minimize its production and distribution costs by utilizing funding sources provided by others, however, such sources may not be readily available.
- CSSE has significant debt and preferred stock obligations, the service of which could place significant stress on the financial condition of the Company, and these obligations could materially increase if the Company determines to issue additional shares of its Series A preferred stock in connection with the Crackle transactions.
- Any failure to effectively and efficiently manage the joint venture following consummation and integrate its operations into the Company's overall operations.
- As CSSE grows the Company may seek to fund and produce more of its video content directly, subjecting the Company to significant additional risks.
- CSSE has derived revenue to date from limited video content and a limited number of clients, and has funded its projects from a limited number of sources.
- CSSE is required to make continuing payments to its affiliates, which may reduce cash flow and profits.
- Distributors' failure to promote CSSE's video content could adversely affect its revenue and could adversely affect its business results.
- CSSE is smaller and less diversified than many of its competitors.
- CSSE faces risks from doing business internationally.
- Protecting and defending against intellectual property claims may have a material adverse effect on its business.
- Piracy of video content may harm CSSE's business.
- CSSE relies upon a number of partners to offer streaming of content to various devices.
- Any significant disruption in the computer systems of third parties that CSSE utilizes in its operations could result in a loss or degradation of service and could adversely impact its business.
- CSSE's online activities are subject to a variety of laws and regulations relating to privacy, which, if violated, could subject CSSE to an increased risk of litigation and regulatory actions.
- If government regulations relating to the internet or other areas of CSSE's business change, CSSE may need to alter the manner in which it conducts business or incur greater operating expenses.
- If CSSE experiences rapid growth, CSSE may not manage its growth effectively, execute its business plan as proposed or adequately address competitive challenges.
- CSSE's exclusive license to use the Chicken Soup for the Soul brand could be terminated in certain circumstances.
- CSSE's success depends on its management and relationships with affiliated companies.
- CSSE is an "emerging growth company" under the JOBS Act of 2012 and cannot be certain if the reduced disclosure requirements applicable to emerging growth companies will make its Class A common stock less attractive to investors.
- CSSE's status as an "emerging growth company" under the JOBS Act of 2012 may make it more difficult to raise capital as and when the Company needs it.
- Since CSSE's content is digitally stored and distributed online, and CSSE accepts online payments for various subscription services, causing its business to face numerous cybersecurity risks.

A more complete description of these risks and uncertainties can be found in the filings of the Company with the U.S. Securities and Exchange Commission.

## INVESTMENT CONSIDERATIONS

---

- **Branded entertainment company**
- Building online video-on-demand networks (**AVOD, SVOD**)
  - **Joint venture** subsidiary called "**Crackle Plus**" with Sony Pictures Television includes existing AVOD networks and SVOD business through Pivotshare
- Sustainable advantages:
  - **Scale of audience**
  - **Content** profitably acquired, produced, and distributed
  - **Lower marketing costs** through brand ownership
- **A series of acquisitions** have enhanced our portfolio of assets and increased revenue and EBITDA
- **A solid balance sheet**



**CRACKLE**

**popcornflix**  
MOVIES. TV. FREE.

**popcornflix** KIDS



SCREEN MEDIA VENTURES, LLC

*a plus*



Pivotshare

**FRIGHTPIX**



**Espanol Flux**

**truLi**  
ADULT ENTERTAINMENT NETWORK

## WSJ

*The real entrepreneurial challenge today is creating ad-supported streaming that really works for viewers and advertisers*

Holman Jenkins, Jr., The Wall Street Journal

## THE Hollywood REPORTER

*With Crackle, CSS Entertainment has supercharged its streaming business*

Natalie Jarvey, The Hollywood Reporter

## BUSINESS INSIDER

*We expect more AVOD platforms to consolidate – much like Crackle and CSS Entertainment – to scale the ad opportunity. Consolidation will make it easier for services to differentiate their services*

Audrey Schomer, Business Insider

## The Deal

*Crackle Plus is not the only acquisitive player. Viacom Inc. (VIAB) purchased PlutoTV and Cinedigm Corp. (CIDM) is paying \$60 million for Future Today Inc.*

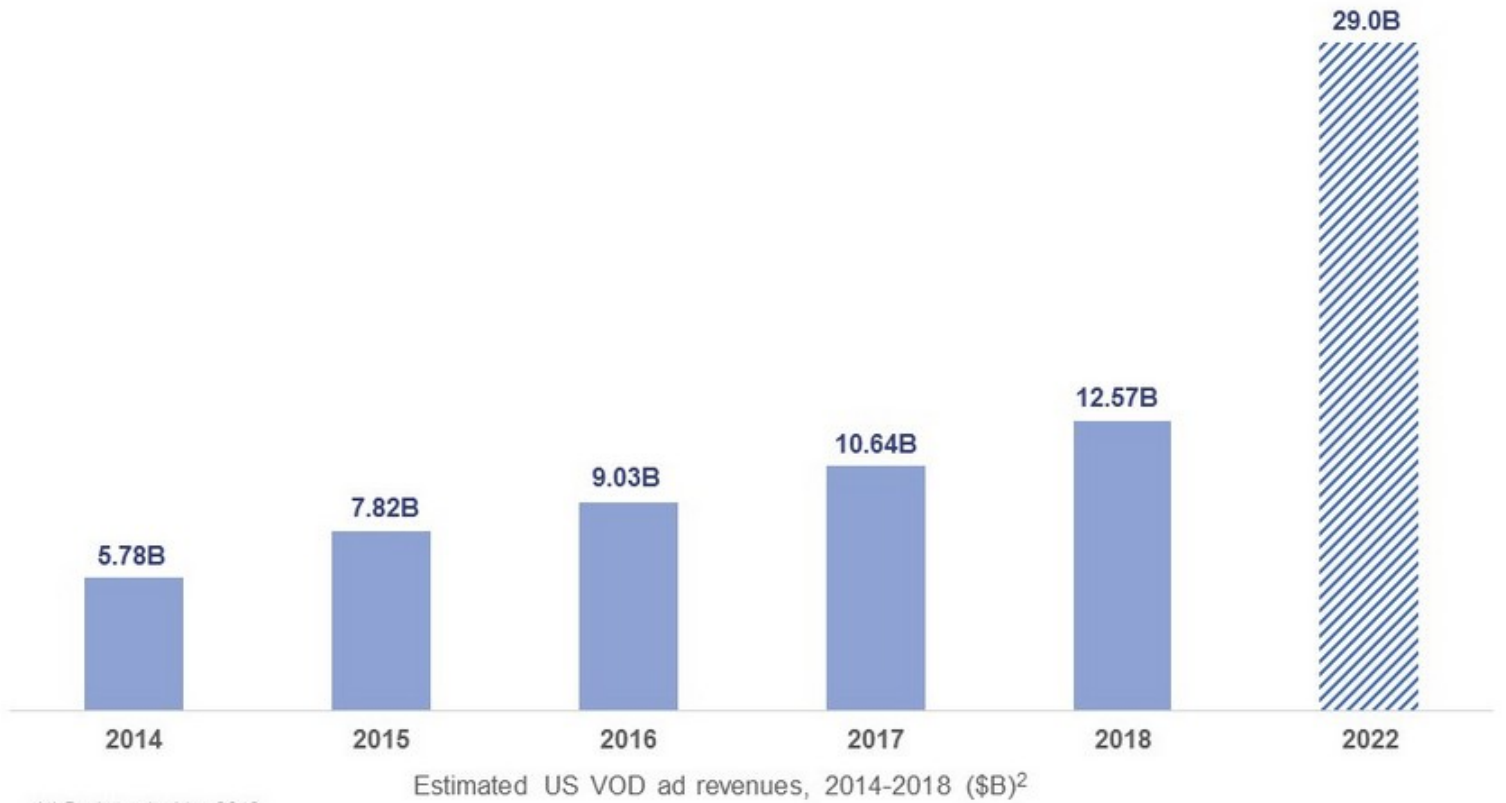
Chris Nolter, The Deal



## RAPID GROWTH IN YEARLY AVOD REVENUES

---

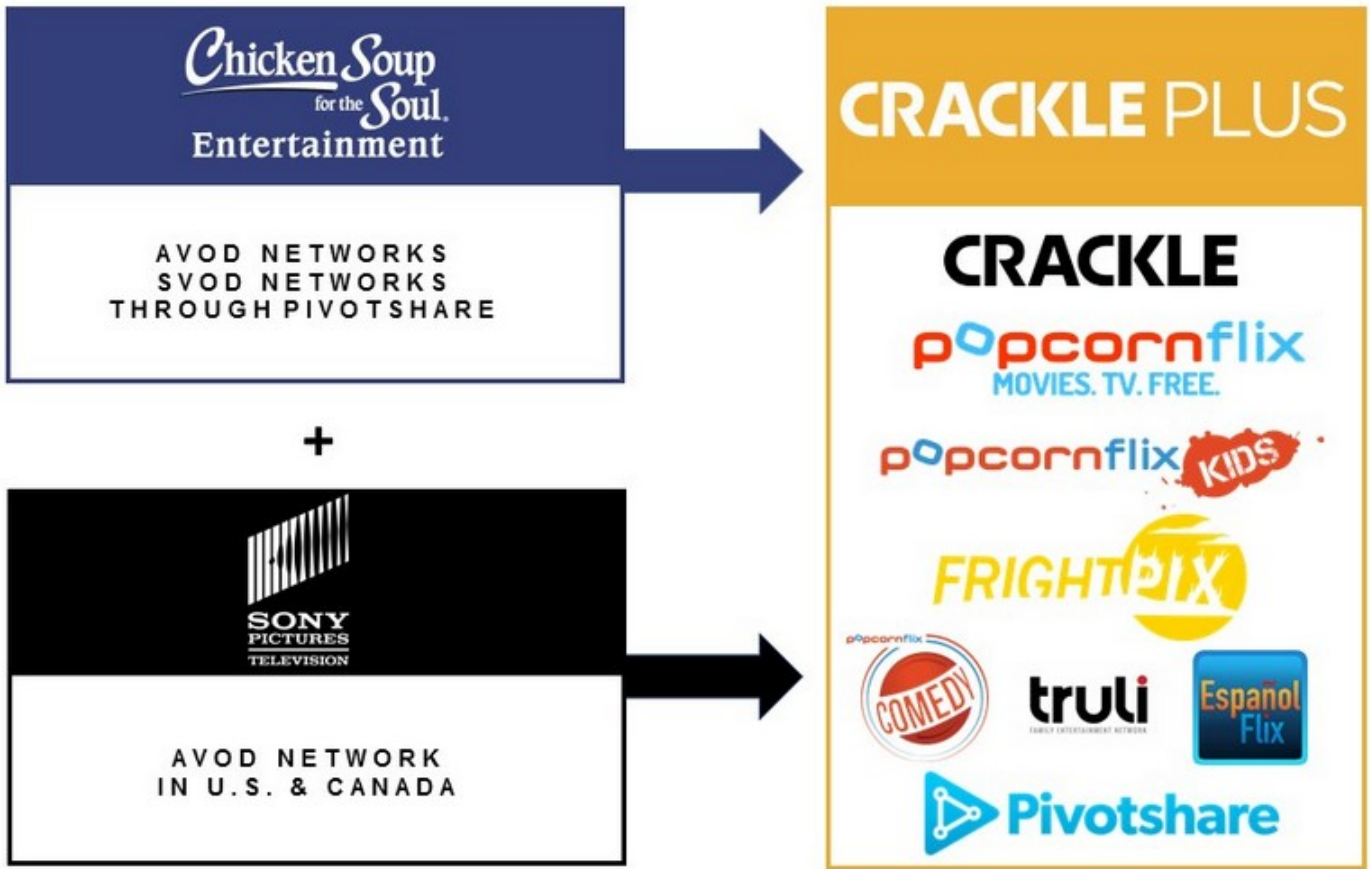
Global AVOD revenue has more than doubled since 2014 and is expected to more than double again to **\$29 billion** by 2022<sup>1</sup>



(1) Business Insider, 2019

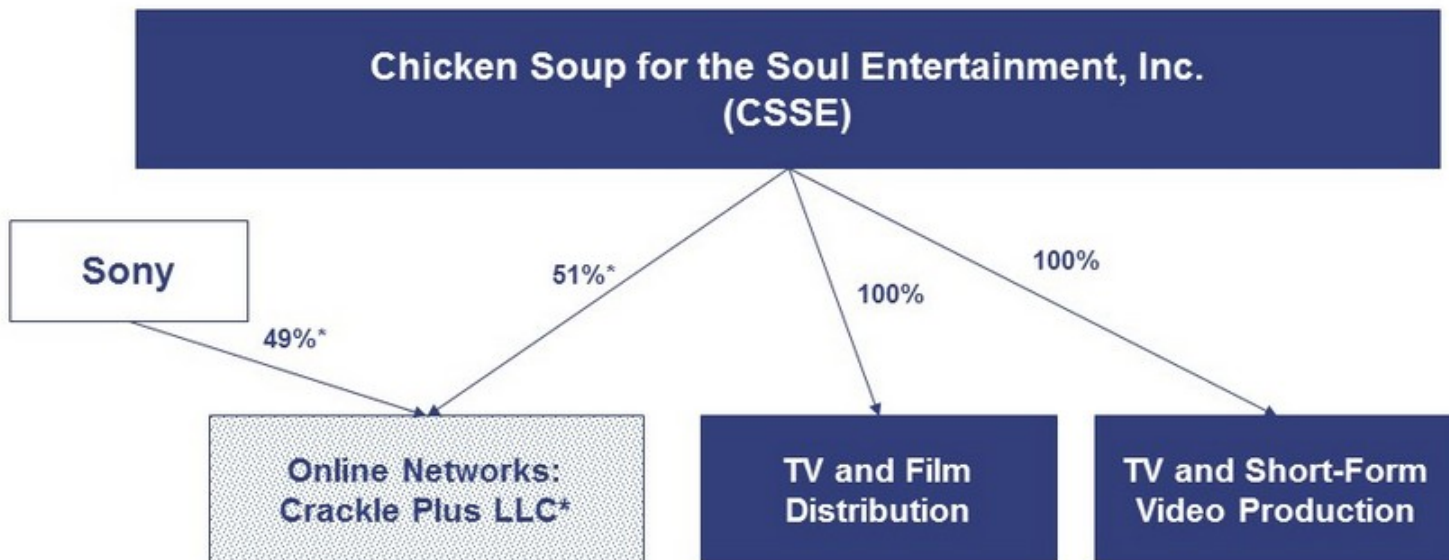
(2) Kagan estimates, 2019

# ONLINE NETWORKS: NEW JOINT VENTURE NAMED "CRACKLE PLUS"



## COMPANY WITH CRACKLE PLUS JOINT VENTURE

---



\*The common equity is owned 99% by CSSE and 1% by Sony (CPE) , with Sony (CPE) also holding \$37M of preferred units of the JV Entity which must be converted between 12 and 18 months into:  
- Common units that would represent an additional 48% of the JV Entity's common equity upon conversion; or \$40M of CSSEP  
Sony also received 4 million CSSE warrants at an average exercise price of \$10.33

## OUR ONLINE VOD BUSINESS - THE ALL NEW CRACKLE PLUS

### Leading free AVOD service in the U.S.

(ad-supported video-on-demand including Crackle and Popcornflix networks)

**10M+**

MONTHLY ACTIVE USERS  
PLUS AD REP NETWORKS

**127M+**

DOWNLOADS

**26M+**

REGISTERED  
USERS

**7 out of 10**

USERS ON  
CONNECTED TV

**1.55B+**

MINUTES STREAMED  
PER MONTH

**38K+**

COMBINED HOURS OF  
PROGRAMMING

**17%<sup>1</sup>**

RISE IN  
DAILY ACTIVE USERS

**35%<sup>1</sup>**

RISE IN MONETIZED  
AD IMPRESSIONS



### Robust content library with over 90 content partnership

- Access to library assets from Sony pictures Television, CSS Entertainment's original programs and Screen Media Ventures including original programming
- Continue profitable content acquisition and production
- Segment and reuse content over several networks

### Scaled offerings for advertising partners

- Scale of billions of ad impressions enables advertisers to reach broad audience
- 7 online networks: Crackle, Popcornflix, Popcornflix Kids, Popcornflix Comedy, Espanoflix, Frightpix and Truli

### Also targeted SVOD channels

(1) From Jan '18 to Jan '19

# CRACKLE PLUS

- 10 million users on owned-and-operated networks *plus* millions on ad rep network
- 127 million installs
- 26 million registered users
- 1.55 billion minutes streamed per month
- 38,000 combined hours of programming
- 90+ content partnerships

## Roku

- 27 million monthly active users
- 24 billion streaming hours in 2018

## tubitv

- 20 million installs
- 12,000+ movies and TV series
- 200 content partners

## PLUTO TV

- 12 million monthly users
- 100 channels of free content from 130 partners

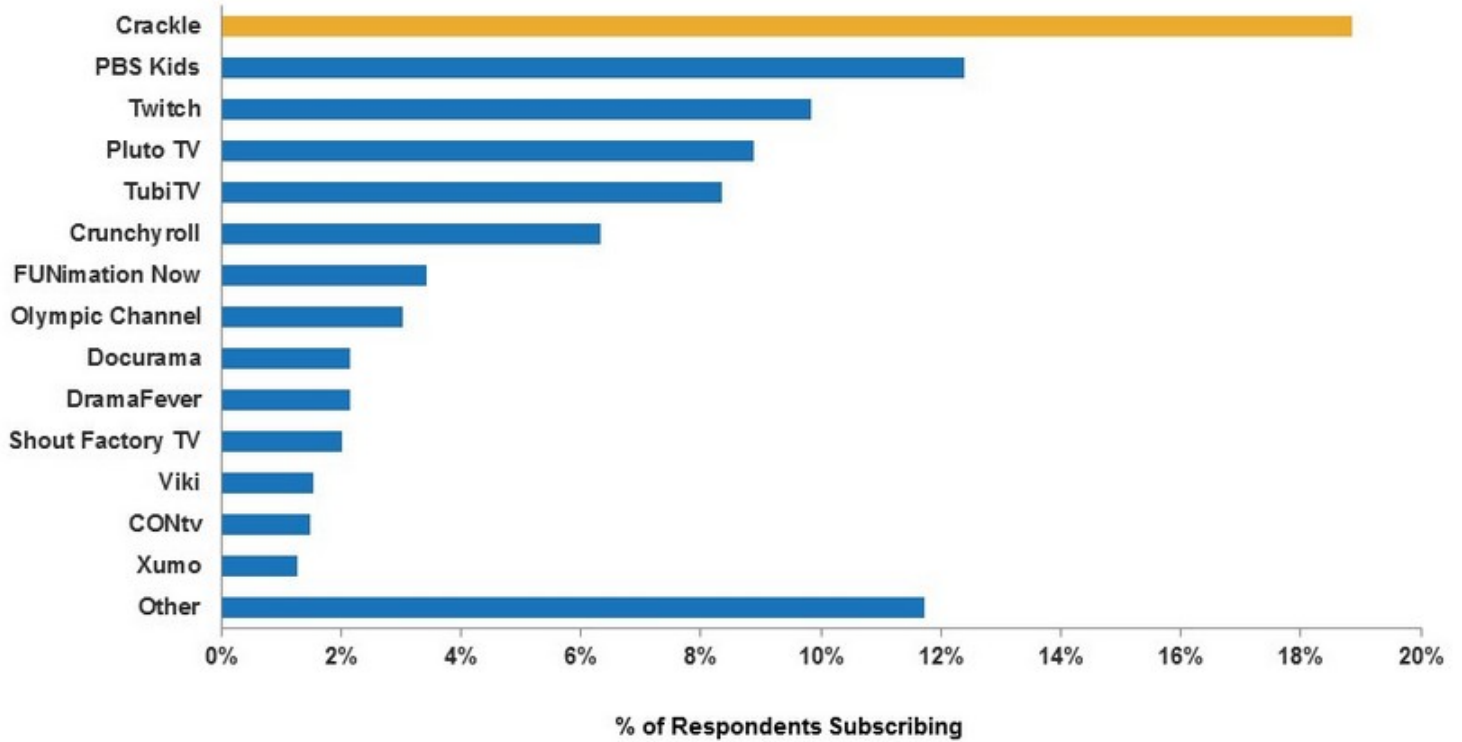
## IMDb | FREEDIVE

- Marketed to IMDB users
  - Offers 130 movies and 29 TV shows
- 
-

## FREE OR AD-BASED OTT VIDEO SERVICE USE

### Use of Free / Ad-based OTT Video Services (Q3/18)

Among U.S. BB HHs Using Free, On-Demand Video Services, n = 1,485, ±2.54%



\*DM6040. Over the past 30 days, which of the following video services have you used?  
Source: American Broadband Households and Their Technologies Q3 2018 | N=10,000, ±0.98% | © 2019 Parks Associates

### Launching targeted SVOD channels (subscription video-on-demand networks through Pivotshare)



- Focused subscription-based VOD networks
- “Shopify” of online video-on-demand as white label providers
- Planning to launch additional branded owned-and-operated channels
  - Potential themes: animals/pets, education, food & DIY, inspirational movies, family, kids, relationships, wellness/self help, travel, live theater
- Segment and reuse content over several networks
- Market across multiple networks to grow audience and use owned brands to lower customer acquisition costs
- Share technology costs – super platform

## OBTAIN CONTENT PROFITABLY THROUGH ACQUISITION

---



### ACQUISITIONS & DISTRIBUTION

- Powered by **Screen Media**
- **Distributing television series and films worldwide** including AVOD + SVOD
- **Monetize content profitably** through theatrical, home video, pay-per-view, free, cable and pay television, video-on-demand, and new digital media platforms
- **One of the largest independently owned content libraries** in the world with rights to more than 1,500 TV series and feature films



## OBTAIN CONTENT PROFITABLY THROUGH ORIGINALS PRODUCTIONS

---



### PRODUCTIONS

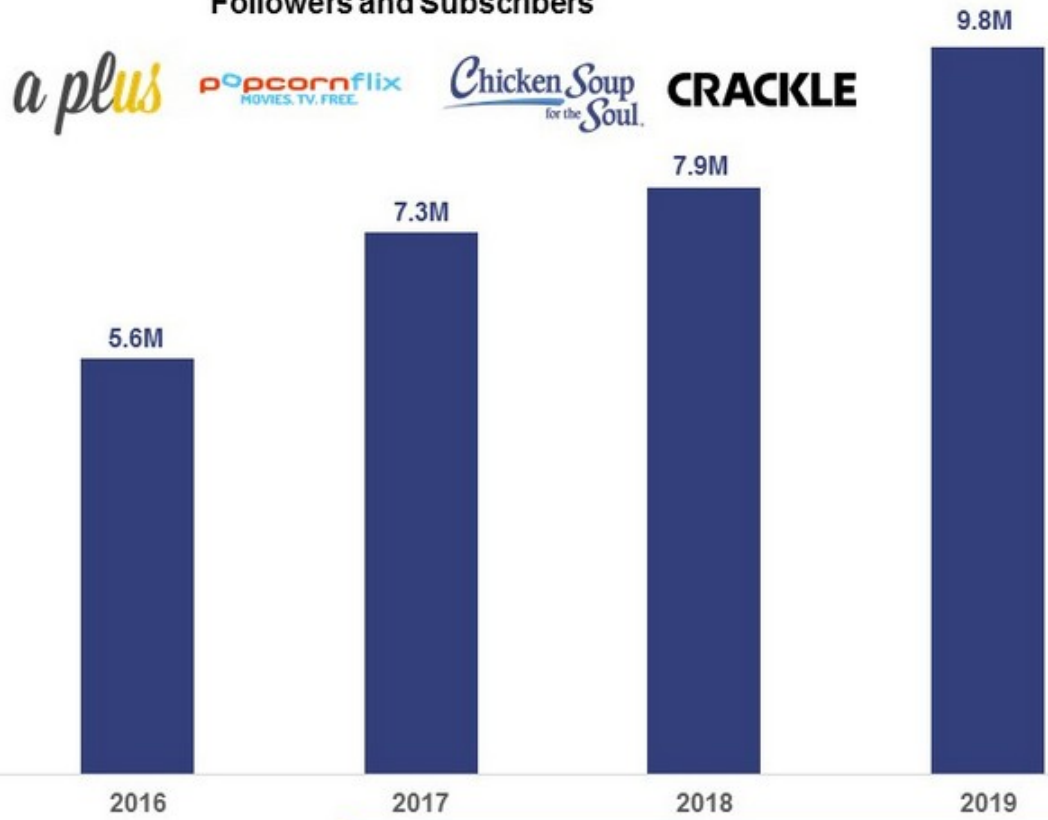
- **Profitable**, de-risked production model
- Third-party **committed funding secured prior to production**: sponsorships, advertising and product integration from corporations, foundations and networks (cable, broadcast, online)
- Hire independent producers to **produce for a fixed fee**
- **Retain and monetize** valuable back-end rights including AVOD and SVOD
- Series have aired on The CW, A&E, TLC, Discovery Life, Discovery Family, CBS, FYI, and Netflix
- High quality programming nominated for Emmy, Realscreen, and Cynopsis awards

## SIGNIFICANT SOCIAL MEDIA REACH

---

Growth in followers and subscribers through M&A gives us less-costly access to potential VOD subscribers

Combined Social Media and Newsletter  
Followers and Subscribers

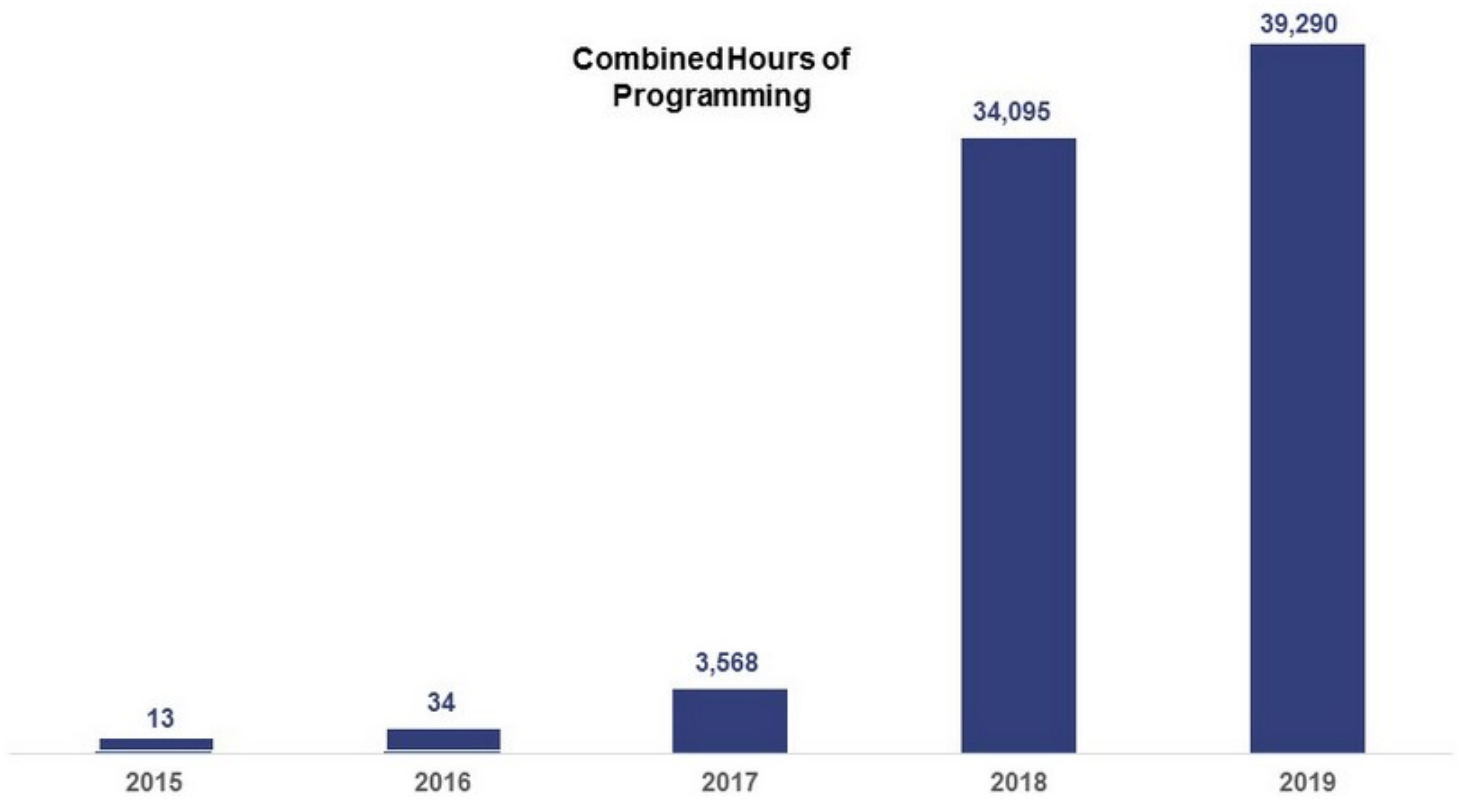


## PROFITABLE PRODUCTION AND ACQUISITION OF CONTENT

---

Profitably obtain and produce content resulting in robust content library

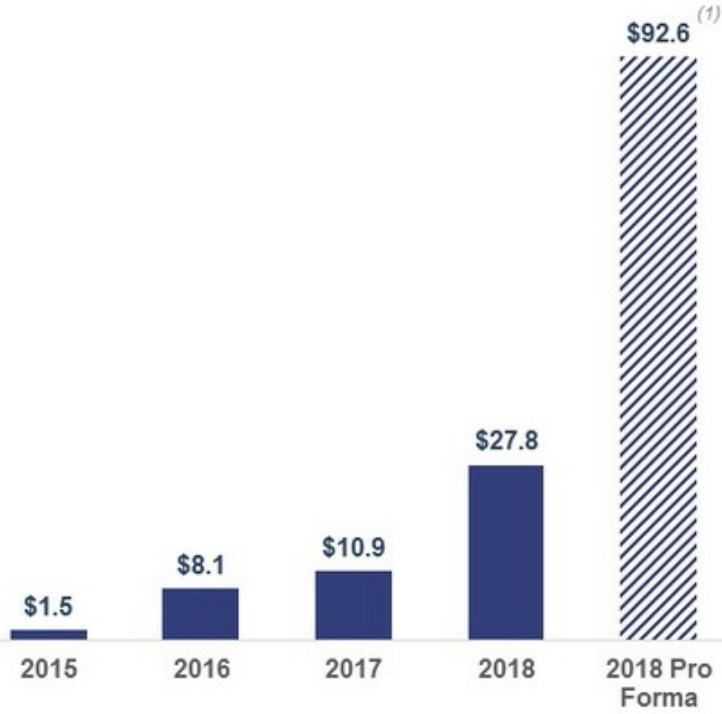
### Combined Hours of Programming



## FINANCIAL SUMMARY: OPERATING RESULTS

\$ in millions

### CSSE Revenue



### Adjusted EBITDA



<sup>(1)</sup> The company has changed the way that Crackle operates in four key areas to reduce costs and improve margins; technology, marketing, content, and SG&A.

## FINANCIAL SUMMARY: Q1 2019 RESULTS

---

\$ in millions

### CSSE Revenue



### Adjusted EBITDA



(1) Estimated proforma results calculated the Company combined the actual Crackle AVOD business revenue from the first quarter and the actual CSSE revenue from the first quarter. The company then deducted actual CSSE costs and projected Crackle costs based on the operational costs the Company expects to incur relating to technology, marketing, content acquisition, and SG&A. The Company then accounted for acquisition-related transaction costs, transitional operating costs, and other appropriate non-recurring expenses to arrive at an estimated Adjusted EBITDA. These results are unaudited and preliminary, but are based on the methodology the company intends to use going forward to calculate Adjusted EBITDA. The Company filed unaudited proforma numbers under an amendment to its Current Report on form 8-K, originally filed on May 15, 2019.

## SUMMARY BALANCE SHEET

---

### Solid balance sheet and significant liquidity as of 3/31/19

*\$ in millions*

#### Total Assets

**\$76.8**



3/31/2019

#### Total Liabilities

**\$15.7**



3/31/2019

#### Total Equity

**\$61.0**



3/31/2019

## GROWTH PLAN

---

### CONTINUED GROWTH THROUGH ACQUISITIONS OF VOD CHANNELS, CONTENT, BRANDS AND AUDIENCE

More cost-effective to buy content, audience and brands than to build

#### TRANSACTIONS TO DATE



#### Near Term Growth Strategy of VOD Business

- Continued aggressive rollup of AVOD networks
- Focused rollout of SVOD networks using Pivotshare technology

#### M&A

Selectively acquire:

- Content libraries
- Digital publishers with related content
- Stand-alone VOD networks

## EXPERIENCED MANAGEMENT TEAM

---

### **William J. Rouhana, Jr.**

#### **Chairman and Chief Executive Officer, CSS Entertainment**

- Leader in the media, entertainment and communications industries for more than 35 years
- Acquired CSS in 2008 and became CEO
- Founder and CEO of Winstar Communications, a wireless broadband pioneer with \$1 billion revenue, and Winstar New Media 1993-2001
- Acquired media companies including Virgin Vision, a Virgin Group global film distribution venture
- As an entertainment and finance lawyer, developed new film financing models for major producers such as Blake Edwards
- Founder of The Humpty Dumpty Institute, Global Creative Forum and International Film Exchange
- B.A., Colby College, currently trustee emeritus; J.D., Georgetown Law School

### **Scott W. Seaton**

#### **Vice Chairman and Chief Strategy Officer, CSS Entertainment**

- 25 years of media and telecommunications investment banking experience
- Joined Chicken Soup for the Soul as COO in 2012
- Managing Director – Credit Suisse First Boston, Bank of America, Oppenheimer & Co.
- Past Board of Directors – Mediacom Communications Corp.
- A.B., Stanford University; M.B.A., Harvard University

### **Chris Mitchell**

#### **Chief Financial Officer, CSS Entertainment**

- 25 years of management and financing experience
- Joined Chicken Soup for the Soul in 2013 as EVP of CSS and CEO of Chicken Soup for the Soul Pet Food
- Founder and CEO of specialized private capital investment firm TMG Partners, 2009-2013
- While at Bank of America Merrill Lynch for over 15 years as a senior member of the Leveraged Finance team and Principal Capital Group, led or assisted 59 transactions totaling more than \$17 billion, including financings for subscription-based or ad-supported media businesses
- Studied International Law and Finance at the London School of Economics and Political Science
- B.S. in Finance and B.S. in Management, Virginia Tech

### **Elana Sofko**

#### **Chief Operating Officer, CSS Entertainment**

- 25 years of experience across multiple media platforms
- Vice President, Digital Business Development and Operations at World Wrestling Entertainment before joining CSS in 2016
- Previous experience at ESPN, Nokia, A&E Television Networks, Sirius Satellite Radio and News America Marketing
- B.A., University of Albany; MBA, University of Connecticut



## ACCOMPLISHED BOARD MEMBERS

---

### **Fred Cohen** Nominating and Corporate Governance Committee Chairperson; Audit Committee Member; Compensation Committee Member

---

- 35-year media and entertainment veteran and industry icon
- Chairman of the International Academy of Television Arts & Sciences (Emmys); Chairman of its Foundation
- Former President of King World International Productions, EVP CBS Broadcast International, President HBO International
- Currently serves as strategic advisor to Harpo Productions on the international distribution of DR. OZ
- Director of Hopskoch.com, transmedia online marketing and game platform
- Chair Emeritus of PCI – Media Impact, a New York based international NGO
- B.A., The University of Michigan; M.S., Stanford University

### **Cosmo DeNicola** Audit Committee Chairperson

---

- Founder of the Cosmo DeNicola Companies, a portfolio company that holds a diverse range of businesses in healthcare, technology, publishing, professional sports, and entertainment industries
- Founder of Amtech Software and Futura Services Inc and co-founder of InfoLogix Inc., LogiStar Solutions, and Pursuit Healthcare Advisors
- Received Ernst & Young's Philadelphia Region Entrepreneur of the Year Award in 2018
- Honored by the Fox School of Business as one of 100 world-wide entrepreneurs and visionaries who have helped shape the Fox Business School and the business world
- B.A., Temple University

### **Martin Pompadur** Nominating and Corporate Governance Committee Member

---

- Over 50 years of experience in the media and entertainment industry
- Joined American Broadcasting Company in 1960 and became the youngest person ever appointed a member of the ABC, Inc. Board of Directors
- Currently on the board of Nexstar Media Group, Inc.
- Served on the boards of IMAX Corporation, ABC Inc., Ziff Corporation, News Corporation Europe, Sky Italia, News Out of Home, BSkyB, and Metromedia International Group
- B.A., Williams College; L.L.B., University of Michigan Law School

### **Christina Weiss Lurie** Compensation Committee Chairperson; Nominating and Corporate Governance Committee Member

---

- Multi-faceted career spans the worlds of sports, entertainment and philanthropy
- Owner of Philadelphia Eagles and founder of Eagles Charitable Foundation
- Two-time Oscar award-winning film producer
- Co-founder of independent film company, Tango Pictures
- B.A., Yale University

### **Diana Wilkin** Audit Committee Member; Compensation Committee Member

---

- Over 20 years of experience in the media industry
- Managing Director of Twelve 24 Media, a broadcast and media consulting firm
- Former President of CBS Affiliate Relations, responsible for network agreements with all major broadcast television station groups
- B.S., University of Southern California

### **Amy Newmark**

---

- 30 years of media and telecommunications industry and investment banking experience
- Current Publisher, Editor-in-Chief and Author of Chicken Soup for the Soul
- Published more than 150 Chicken Soup for the Soul books since 2008
- Founded and managed successful hedge fund
- Managing Director – CJ Lawrence, top ranked telecom analyst
- 10 years of experience on various technology company boards
- A.B., Harvard University; CFA

A tablet computer is shown at an angle, displaying a grid of movie posters from Disney Pixar. The posters are slightly blurred and semi-transparent. The text "Thank You!" is overlaid in the center of the screen in a large, white, sans-serif font. At the bottom of the tablet screen, the text "INVESTOR PRESENTATION | AUGUST 2019" is visible in a smaller, white font. The background behind the tablet is dark and out of focus.

**Thank You!**

INVESTOR PRESENTATION | AUGUST 2019

---